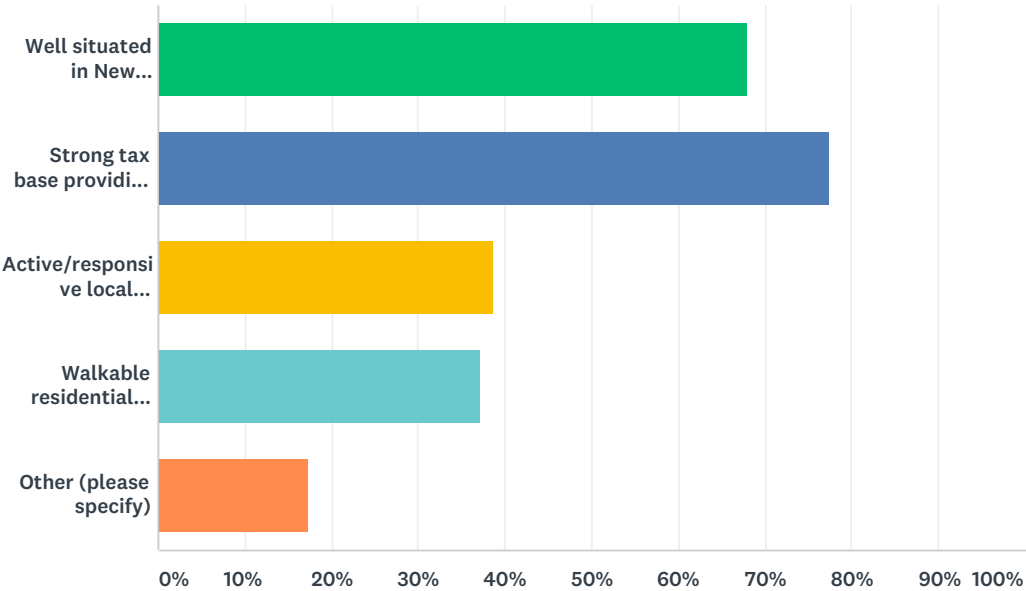


Q1 What are the town's greatest assets or benefits?

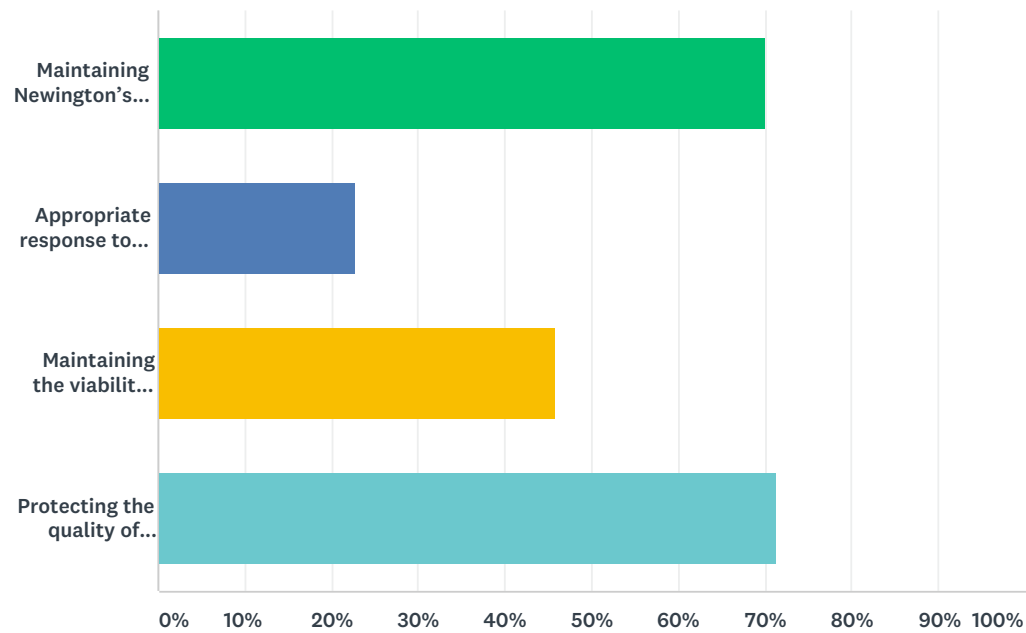
Answered: 75 Skipped: 1



ANSWER CHOICES	RESPONSES	
Well situated in New Hampshire with access/views to salt waters	68.00%	51
Strong tax base providing low property taxes	77.33%	58
Active/responsive local community with friendly neighbors	38.67%	29
Walkable residential areas with ample open space	37.33%	28
Other (please specify)	17.33%	13
Total Respondents: 75		

Q2 What are the town's most pressing issues now and in the future?

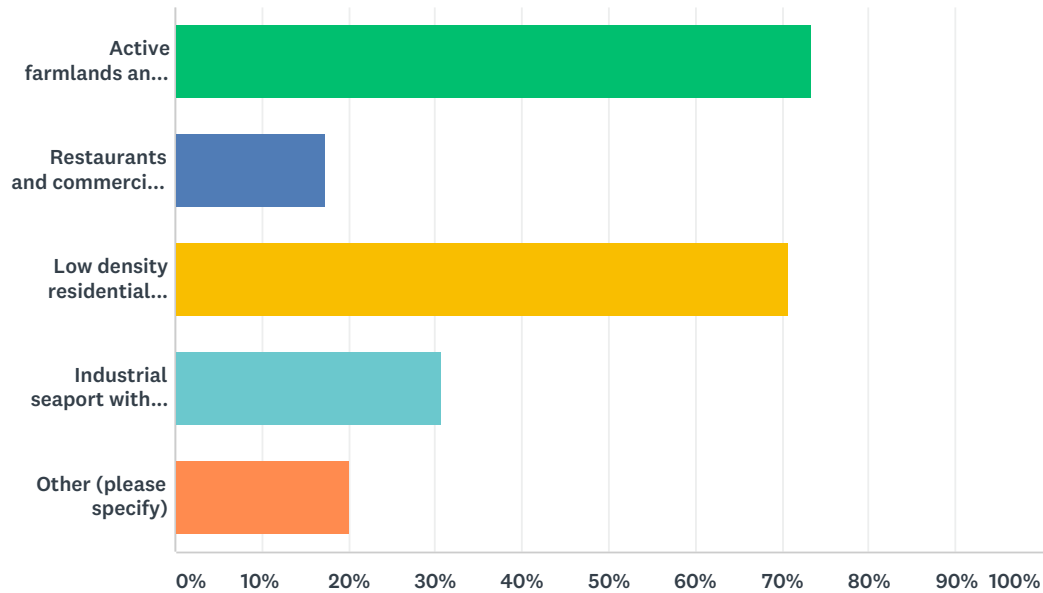
Answered: 70 Skipped: 6



ANSWER CHOICES	RESPONSES	
Maintaining Newington's rural, small-town character.	70.00%	49
Appropriate response to changes in climate.	22.86%	16
Maintaining the viability of the Town's retail center.	45.71%	32
Protecting the quality of Newington's natural environment.	71.43%	50
Total Respondents: 70		

Q3 What are the most appealing areas in town? (Y/N/Add)

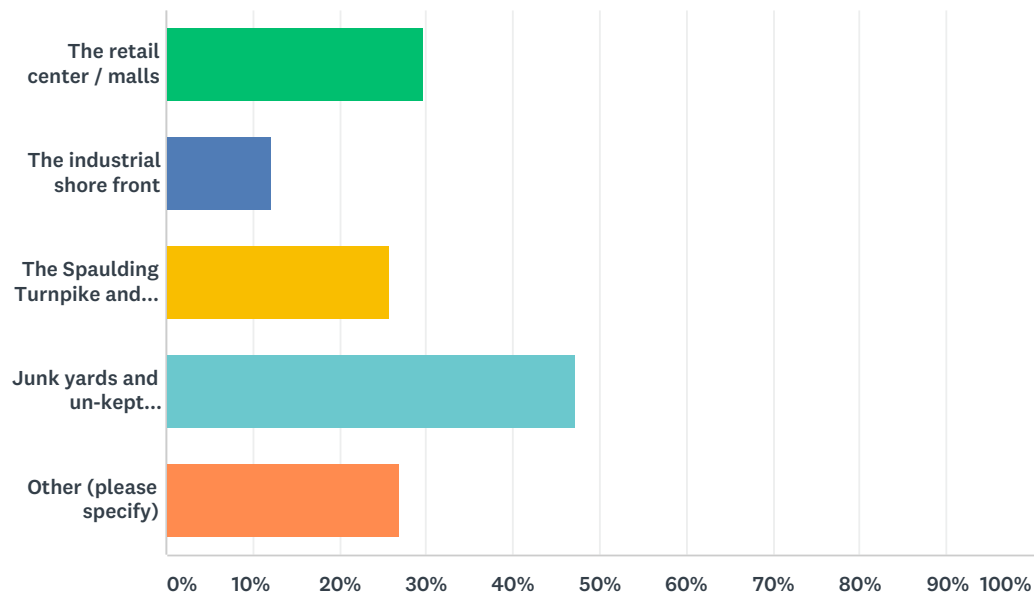
Answered: 75 Skipped: 1



ANSWER CHOICES	RESPONSES	
Active farmlands and undeveloped open spaces	73.33%	55
Restaurants and commercial enterprises with job opportunities	17.33%	13
Low density residential areas	70.67%	53
Industrial seaport with high paying jobs	30.67%	23
Other (please specify)	20.00%	15
Total Respondents: 75		

Q4 What is the least appealing area in town?

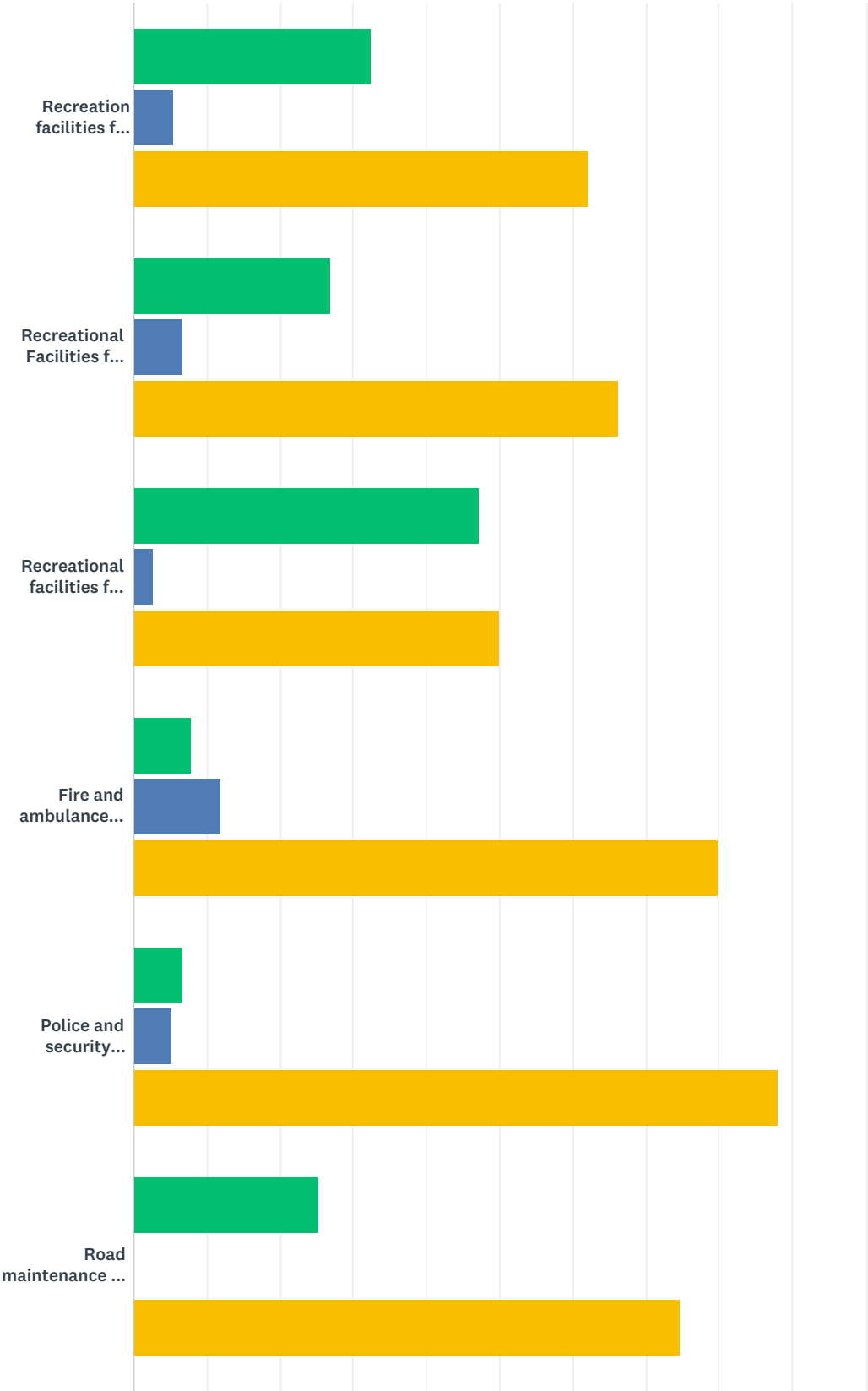
Answered: 74 Skipped: 2

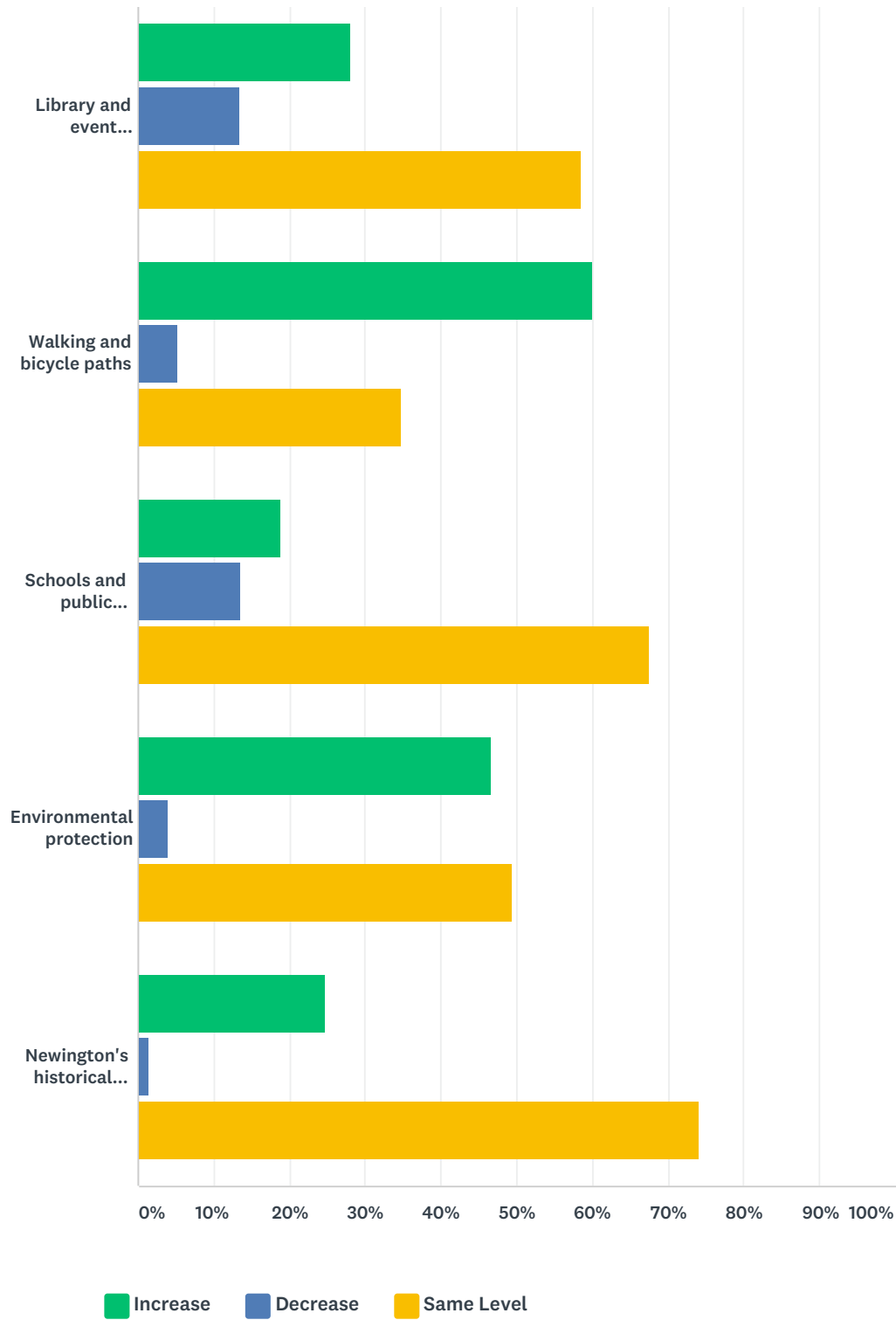


ANSWER CHOICES	RESPONSES	
The retail center / malls	29.73%	22
The industrial shore front	12.16%	9
The Spaulding Turnpike and Pease Tradeport	25.68%	19
Junk yards and un-kept buildings in our residential areas	47.30%	35
Other (please specify)	27.03%	20
Total Respondents: 74		

Q5 Should we increase, decrease or hold same with tax funding for each of the following:

Answered: 75 Skipped: 1



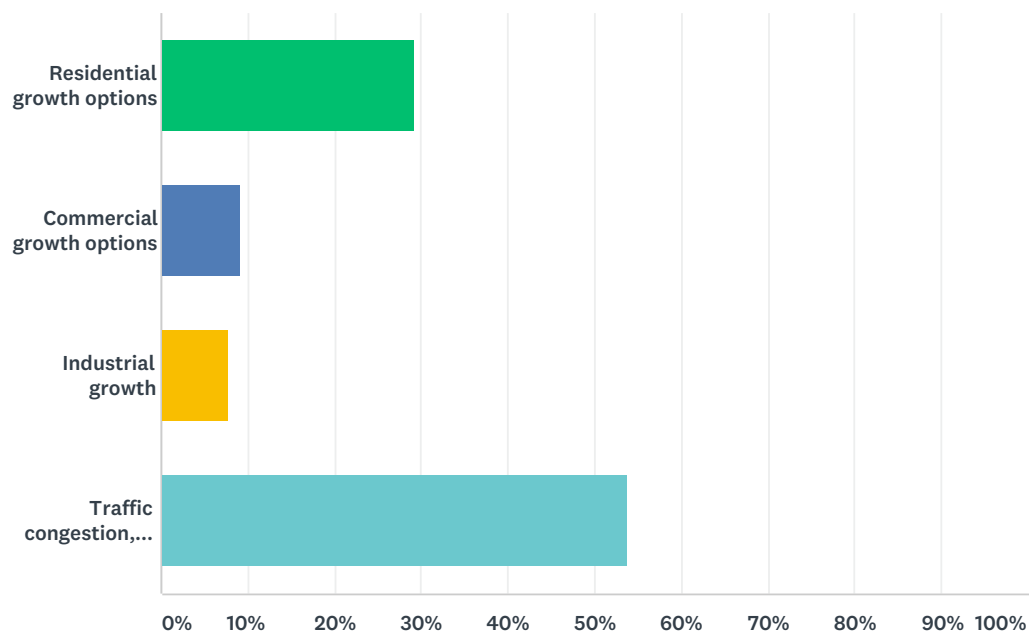


	INCREASE	DECREASE	SAME LEVEL	TOTAL
Recreation facilities for youth	32.43% 24	5.41% 4	62.16% 46	74
Recreational Facilities for wage earners	27.03% 20	6.76% 5	66.22% 49	74
Recreational facilities for the elderly	47.30% 35	2.70% 2	50.00% 37	74

Fire and ambulance protection	8.00% 6	12.00% 9	80.00% 60	75
Police and security protection	6.67% 5	5.33% 4	88.00% 66	75
Road maintenance and snow removal	25.33% 19	0.00% 0	74.67% 56	75
Library and event activities	28.00% 21	13.33% 10	58.67% 44	75
Walking and bicycle paths	60.00% 45	5.33% 4	34.67% 26	75
Schools and public education	18.92% 14	13.51% 10	67.57% 50	74
Environmental protection	46.67% 35	4.00% 3	49.33% 37	75
Newington's historical areas	24.66% 18	1.37% 1	73.97% 54	73

Q6 Do you consider any of the following to be serious local problems that the Town government should develop a strategy to resolve?

Answered: 65 Skipped: 11



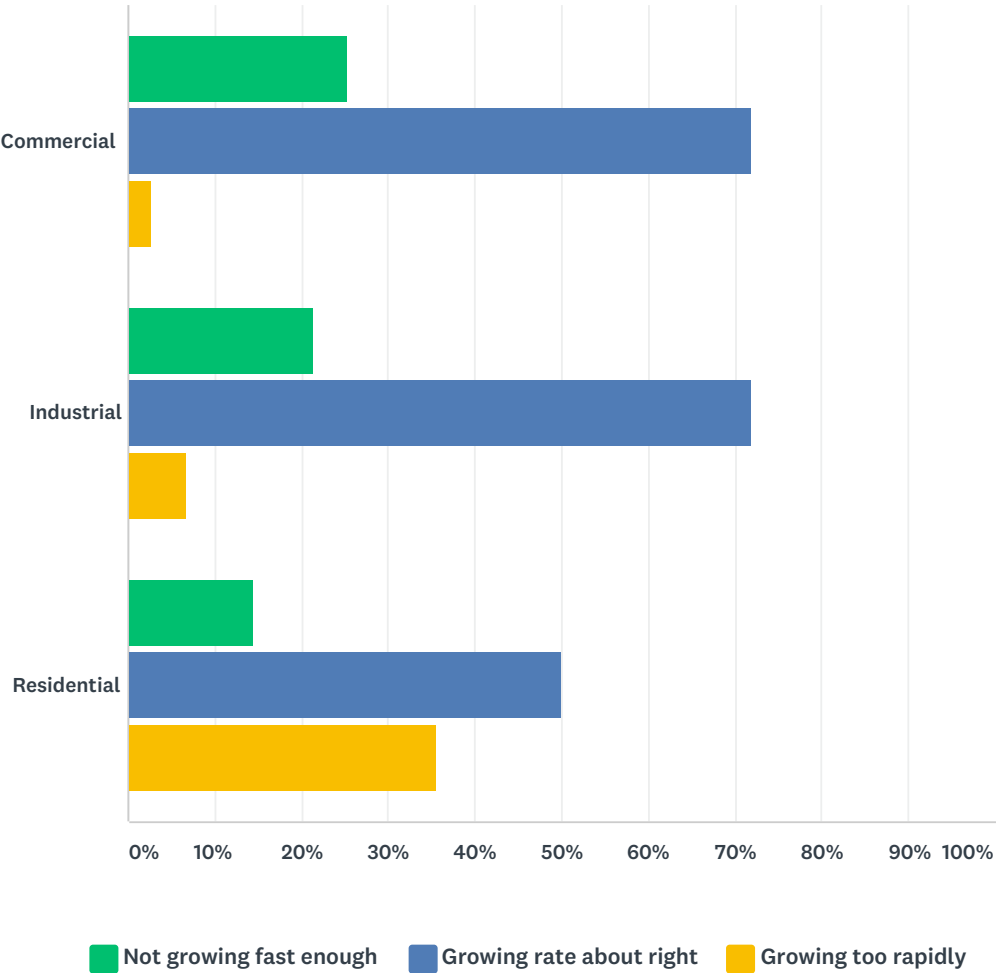
ANSWER CHOICES	RESPONSES	
Residential growth options	29.23%	19
Commercial growth options	9.23%	6
Industrial growth	7.69%	5
Traffic congestion, noise, and speeding vehicles on local rural roads	53.85%	35
TOTAL		65

Q7 What types of businesses, activity, and services does Newington need the most? If you have more than one response please list each from highest priority to lowest priority with the number one as the highest priority.

Answered: 50 Skipped: 26

Q8 At the present time, how would you describe the growth of Newington’s three land categories: Commercial, Industrial, Residential

Answered: 76 Skipped: 0



	NOT GROWING FAST ENOUGH	GROWING RATE ABOUT RIGHT	GROWING TOO RAPIDLY	TOTAL
Commercial	25.33% 19	72.00% 54	2.67% 2	75
Industrial	21.33% 16	72.00% 54	6.67% 5	75
Residential	14.47% 11	50.00% 38	35.53% 27	76

Q9 In general, has the land in Newington been put to the best use? If not, WHY?

Answered: 56 Skipped: 20

Q10 What aspects of Newington's environment are threatened now and in future?

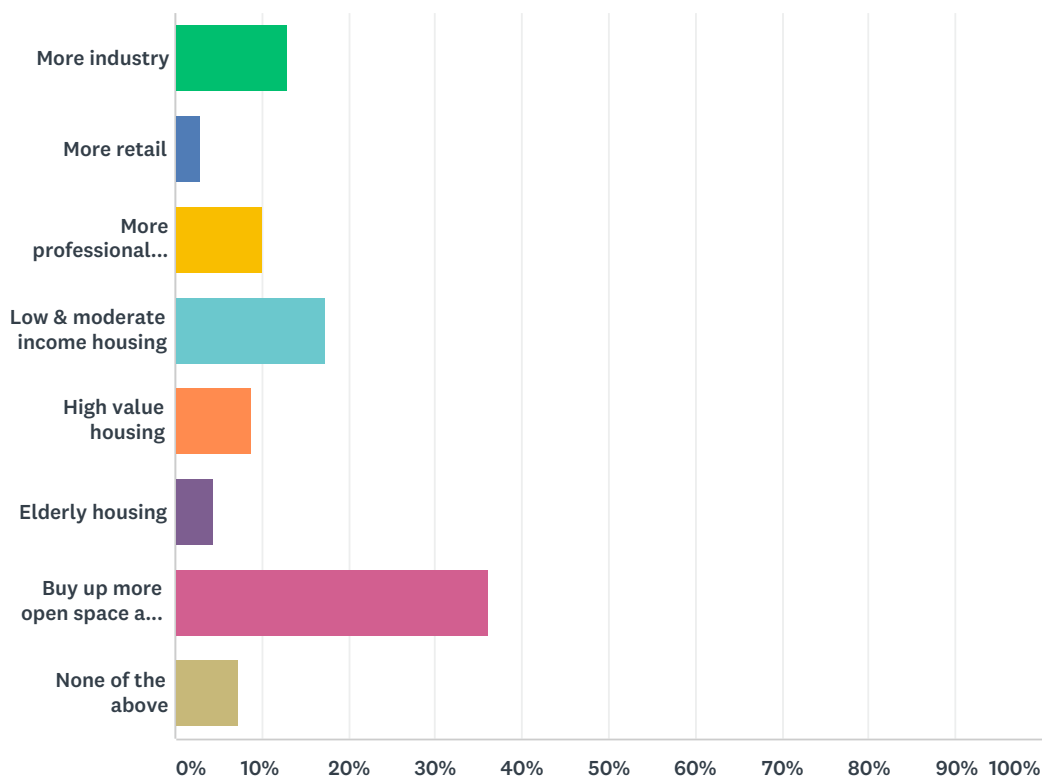
Answered: 58 Skipped: 18

Q11 Would you like Newington's character to be rural or suburban?

Answered: 71 Skipped: 5

Q12 What type of change do you feel we need a town strategy to encourage?

Answered: 69 Skipped: 7



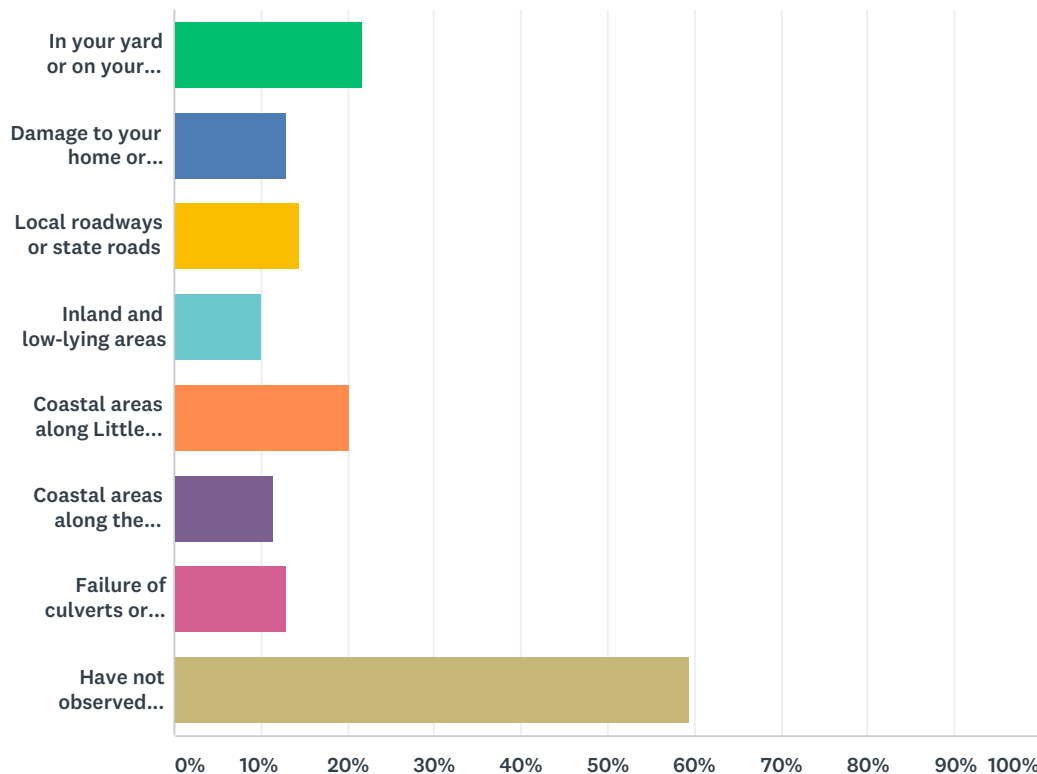
ANSWER CHOICES	RESPONSES	
More industry	13.04%	9
More retail	2.90%	2
More professional office development jobs	10.14%	7
Low & moderate income housing	17.39%	12
High value housing	8.70%	6
Elderly housing	4.35%	3
Buy up more open space and add to town's historic character	36.23%	25
None of the above	7.25%	5
TOTAL		69

Q13 How would you encourage more active volunteers in local government?

Answered: 53 Skipped: 23

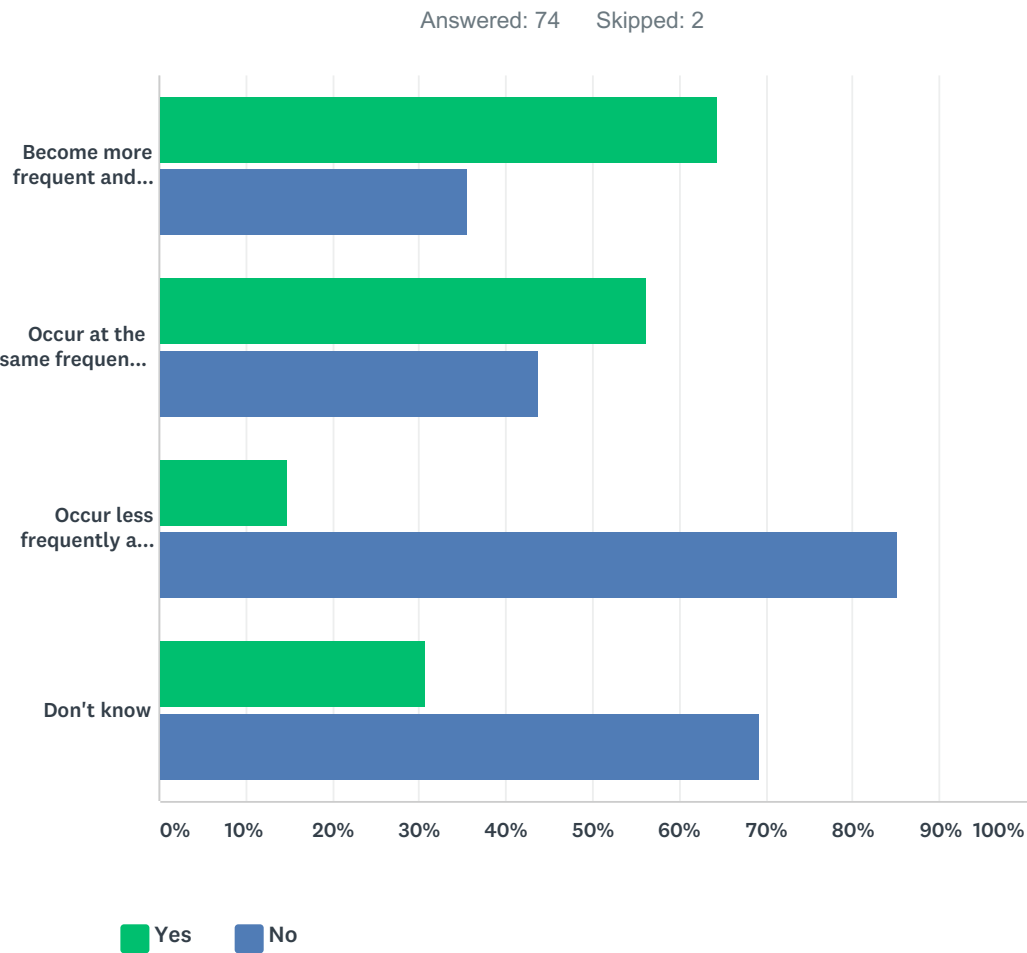
Q14 During extreme weather events (e.g. rain, shoreline storms), have you experienced or observed the following types of flooding or erosion? Check all that apply.

Answered: 69 Skipped: 7



ANSWER CHOICES	RESPONSES	
In your yard or on your property	21.74%	15
Damage to your home or business	13.04%	9
Local roadways or state roads	14.49%	10
Inland and low-lying areas	10.14%	7
Coastal areas along Little Bay	20.29%	14
Coastal areas along the Piscataqua River	11.59%	8
Failure of culverts or road crossings	13.04%	9
Have not observed flooding in Newington	59.42%	41
Total Respondents: 69		

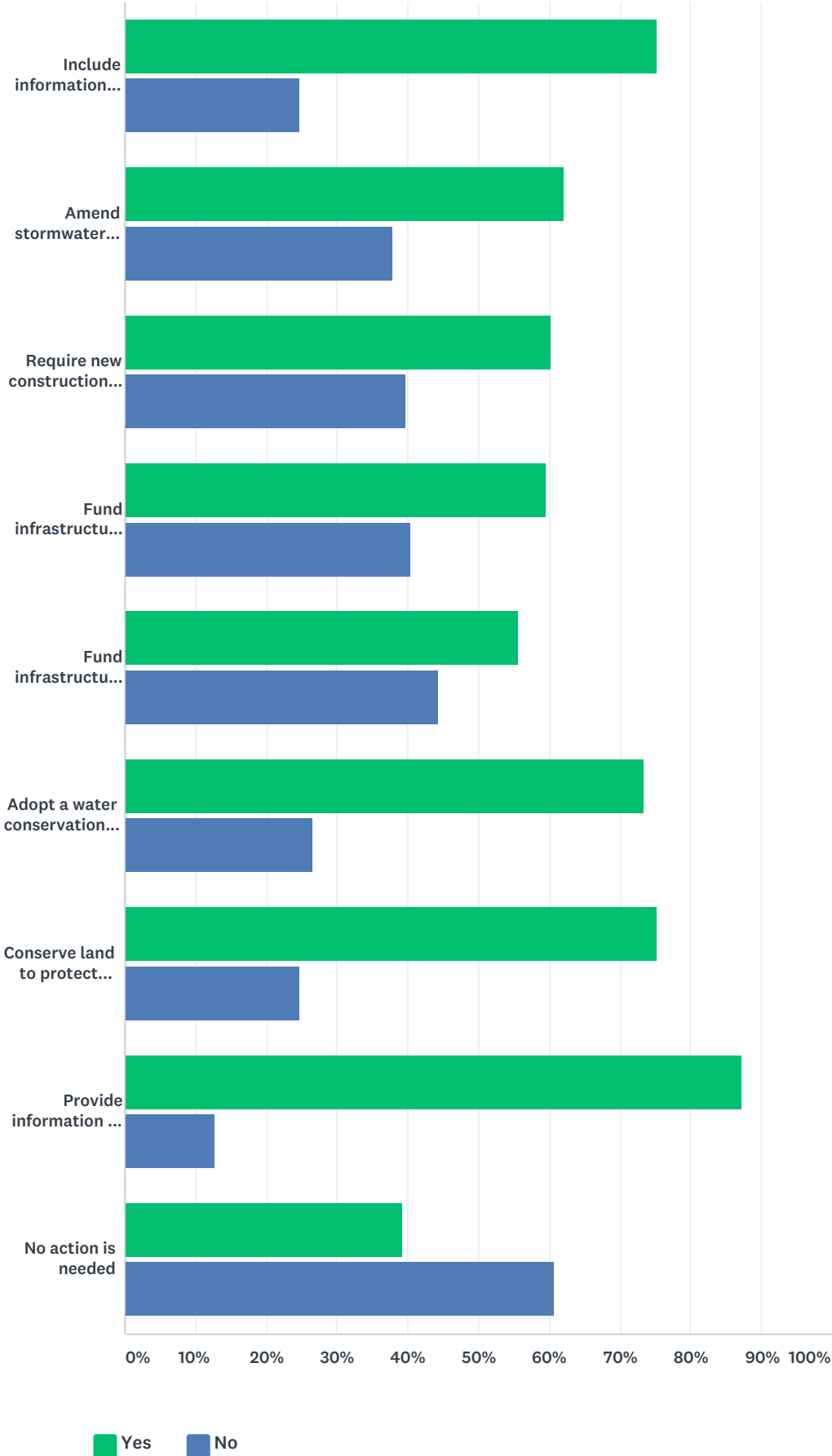
Q15 Have you observed that extreme precipitation events have:



	YES	NO	TOTAL
Become more frequent and more severe	64.52% 40	35.48% 22	62
Occur at the same frequency and severity as in the past	56.36% 31	43.64% 24	55
Occur less frequently and severe than in the past	14.89% 7	85.11% 40	47
Don't know	30.77% 4	69.23% 9	13

Q16 What actions should the Town of Newington take to address future impacts of climate change?

Answered: 73 Skipped: 3



	YES	NO	TOTAL
--	-----	----	-------

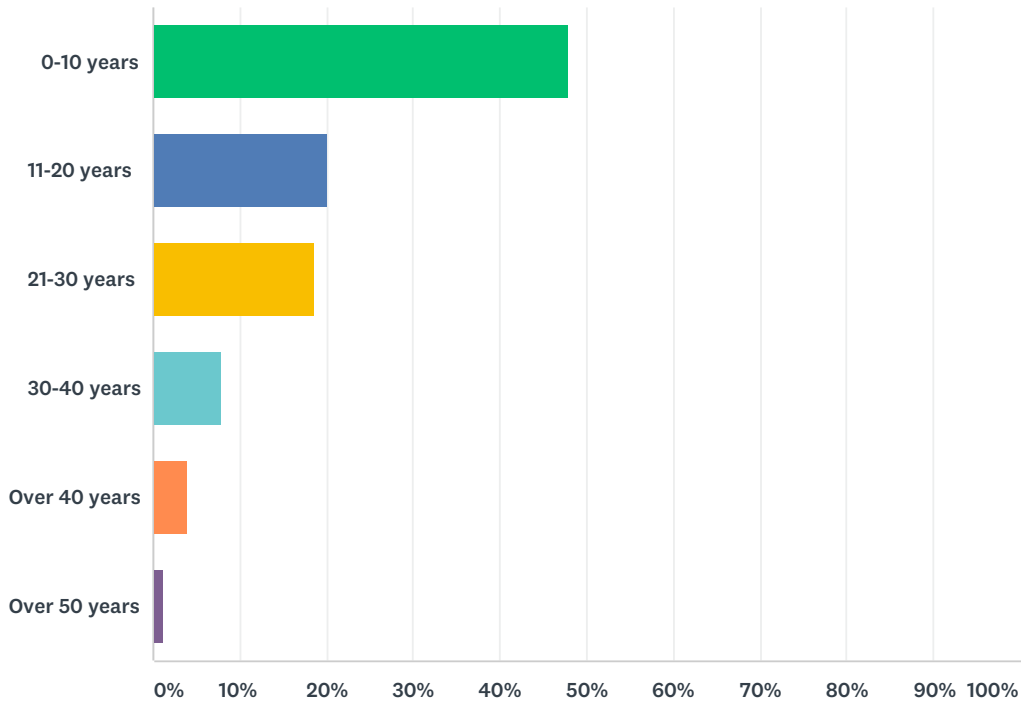
Newington Citizen's survey

SurveyMonkey

Include information about climate change and recommendations in the Master Plan	75.38% 49	24.62% 16	65
Amend stormwater regulations to include flood prevention and groundwater recharge	62.12% 41	37.88% 25	66
Require new construction and redevelopment in the floodplain be raised above the 100-year/1% chance flood elevation	60.32% 38	39.68% 25	63
Fund infrastructure improvements to alleviate coastal flooding	59.68% 37	40.32% 25	62
Fund infrastructure improvements to alleviate inland flooding	55.74% 34	44.26% 27	61
Adopt a water conservation policy for periods of drought	73.44% 47	26.56% 17	64
Conserve land to protect natural resources for flood protection	75.38% 49	24.62% 16	65
Provide information to coastal residents and businesses about flood prevention	87.30% 55	12.70% 8	63
No action is needed	39.29% 11	60.71% 17	28

Q17 How long have you lived in town?

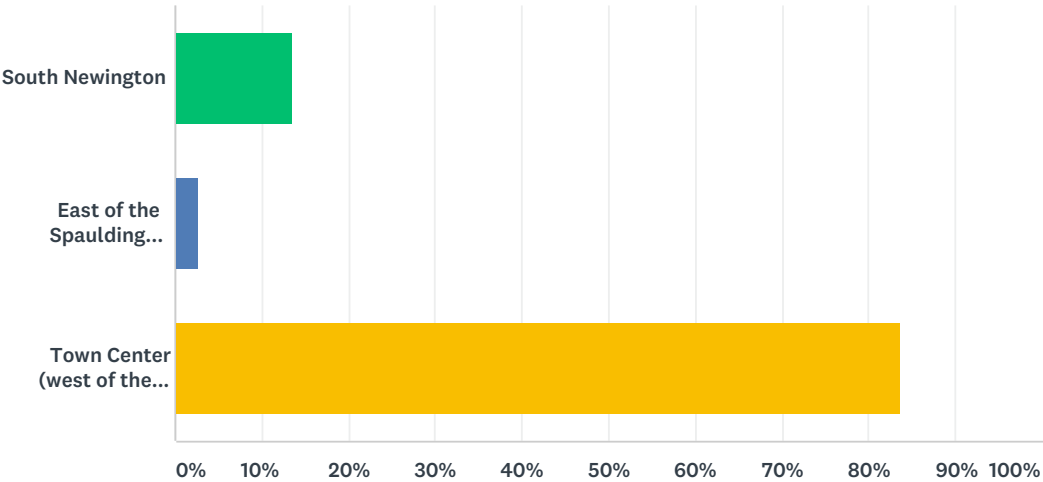
Answered: 75 Skipped: 1



ANSWER CHOICES	RESPONSES	
0-10 years	48.00%	36
11-20 years	20.00%	15
21-30 years	18.67%	14
30-40 years	8.00%	6
Over 40 years	4.00%	3
Over 50 years	1.33%	1
TOTAL		75

Q18 What part of town do you live in?

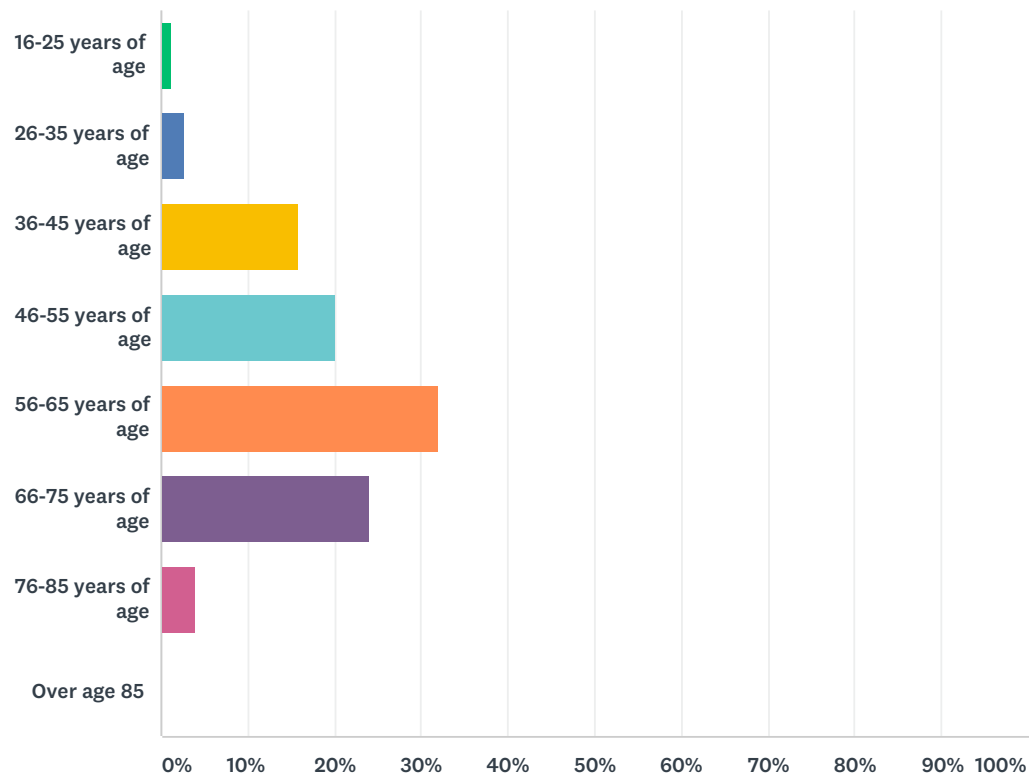
Answered: 74 Skipped: 2



ANSWER CHOICES		RESPONSES	
South Newington		13.51%	10
East of the Spaulding Turnpike		2.70%	2
Town Center (west of the Spaulding and North of Pease)		83.78%	62
TOTAL			74

Q19 How old are you?

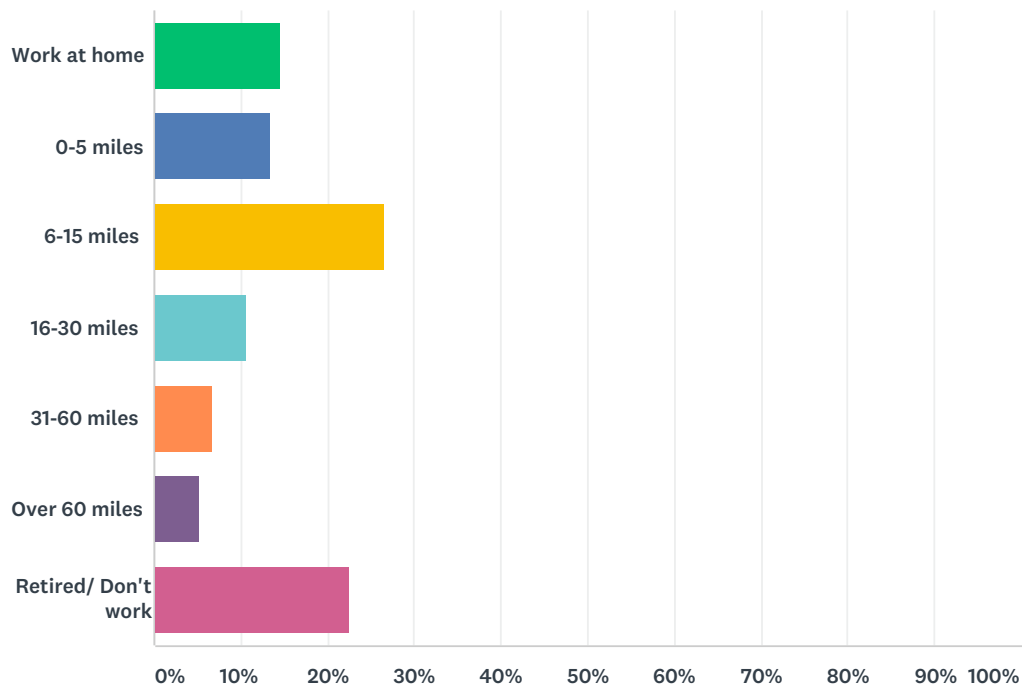
Answered: 75 Skipped: 1



ANSWER CHOICES	RESPONSES	
16-25 years of age	1.33%	1
26-35 years of age	2.67%	2
36-45 years of age	16.00%	12
46-55 years of age	20.00%	15
56-65 years of age	32.00%	24
66-75 years of age	24.00%	18
76-85 years of age	4.00%	3
Over age 85	0.00%	0
TOTAL		75

Q20 What distance do you commute to your workplace?

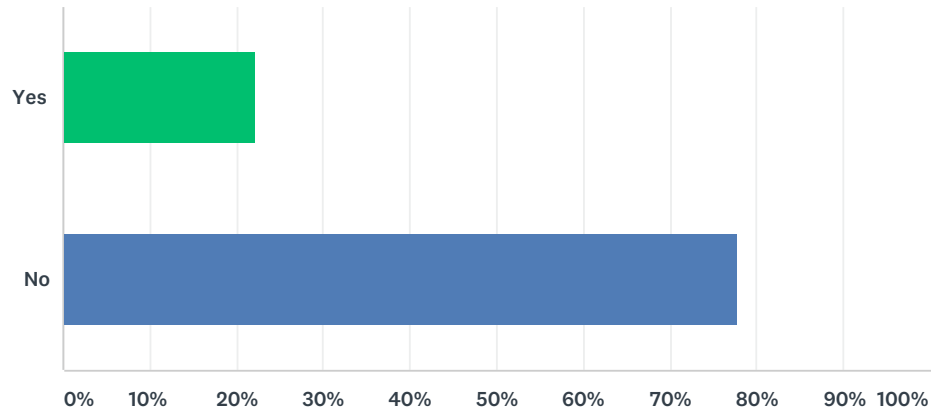
Answered: 75 Skipped: 1



ANSWER CHOICES	RESPONSES	
Work at home	14.67%	11
0-5 miles	13.33%	10
6-15 miles	26.67%	20
16-30 miles	10.67%	8
31-60 miles	6.67%	5
Over 60 miles	5.33%	4
Retired/ Don't work	22.67%	17
TOTAL		75

Q21 Are you an elected Town official or a member of any local boards or committees?

Answered: 72 Skipped: 4



ANSWER CHOICES	RESPONSES	
Yes	22.22%	16
No	77.78%	56
TOTAL		72